

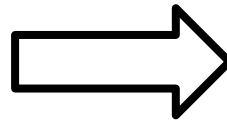

ASPIRE : **Iterative Specification** **Synthesis for Security**

Kevin Chen, Warren He, Devdatta Akhawe, Vijay D'Silva, Prateek Mittal, Dawn Song


University of California, Berkeley
Princeton University

Security Analysis of Software Systems

- Abstract: From programs to **models**



- Check: **Security properties** on the models



Specifications =  + 

The Spectrum of Security Analyses

seL4



SLAM

address-sanitizer


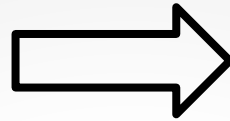

CompCert C

BitBlaze



Completely
manual

Fully
automatic




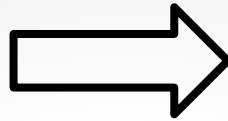

seL4



CompCert C

Manual Specification Creation

- Steep learning curve
- Model remains error prone
- Process has to be repeated for different applications



address-sanitizer

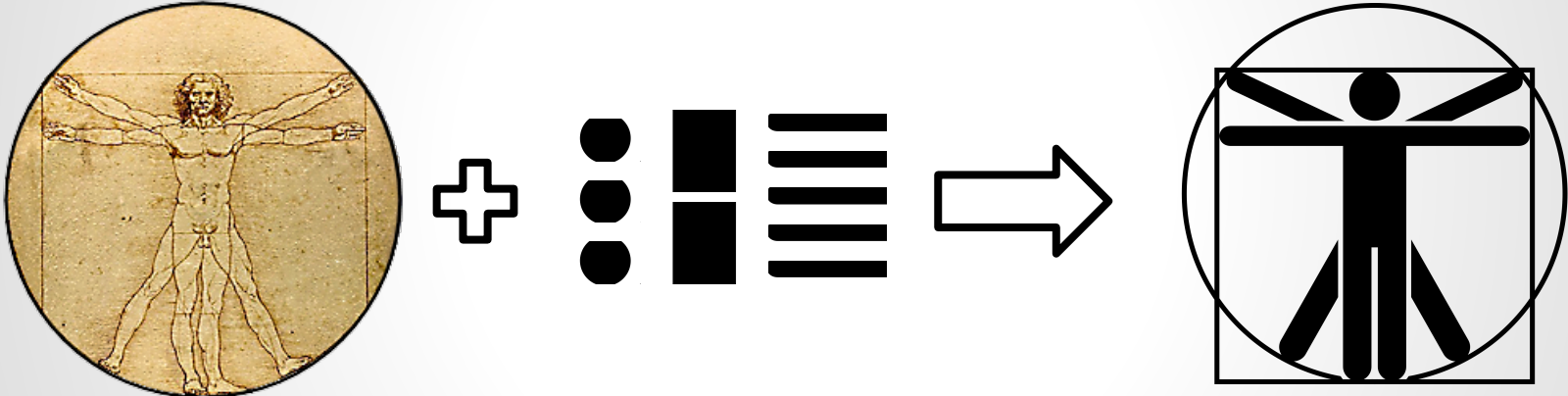
BitBlaze

Automatic Program Analysis (Bottom-up)

- Unable to efficiently recognize high-level semantics (“bad at throwing away details”)
- Typically requires full code visibility or complex environment models
- Properties often hard-coded into the analyzers

Is there a middle ground?

Insight: Build from Common Blocks



Preliminary Results:
Security Analysis
of **Web Applications**

Web Applications



- Hard to **implement** the protocols correctly
 - Customized APIs and undocumented behaviors
 - Subtleties of the web's security model
- Hard to **check** the protocol implementation
 - Hard to generate **models**
 - Hard to specify **security properties**
 - Don't have all parties' code

Problem Definition

Do the following:

- a. construct a **model** that is consistent with the application behavior (i.e. the execution traces)
- b. check the model against the security policy.

Given reasonable resources:

- i. a **web application** consisting of multiple parties
- ii. **execution traces** of the web application
- iii. a **security policy**

The Security Policy

- **Session integrity:**
 - Any action that an honest server takes should not be **directly/indirectly caused** by a dishonest/untrusted party
 - e.g. A request caused by robber.com shouldn't reduce money in my bank account
 - e.g. A request caused by sessionrider.com shouldn't change my login status on facebook.com
- **Information secrecy:**
 - Secrets shared by the client and the server should not be **learned or inferred** by any unauthorized third-party

Modeling: Observations

Common web application logics


- Web applications use similar mechanisms to maintain **web sessions**
- **Single sign-on** services use similar concepts regardless of the protocols (e.g. Facebook Connect, Google Login, CAS Login, ...)
- **E-commerce** protocols use similar concepts and steps to process payments (e.g. Paypal, Amazon payment, ...)

Modeling: Our approach

- Middle ground
 - Manually construct the basic blocks once
 - Application independent
 - Use these basic blocks to describe many protocols
 - Application dependent
- Representation:
a domain specific language (DSL)
- Use DSL in program synthesis
 - programmatically search for program that passes test cases
 - high-level helps search efficiently


ASPIRE Workflow

(i) Application



Policy

(iii)



Synthesizer

Domain Knowledge and DSL

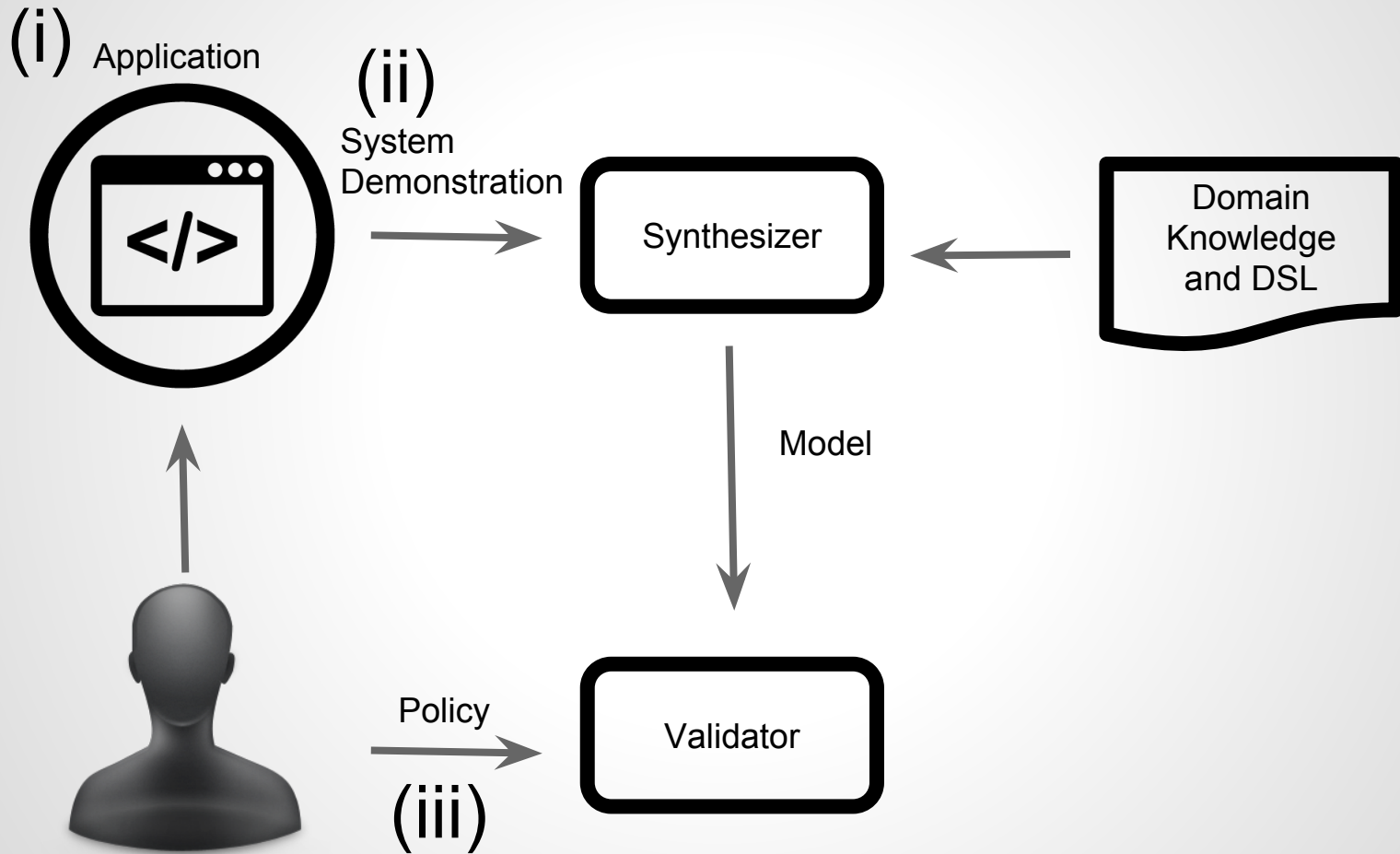


Model

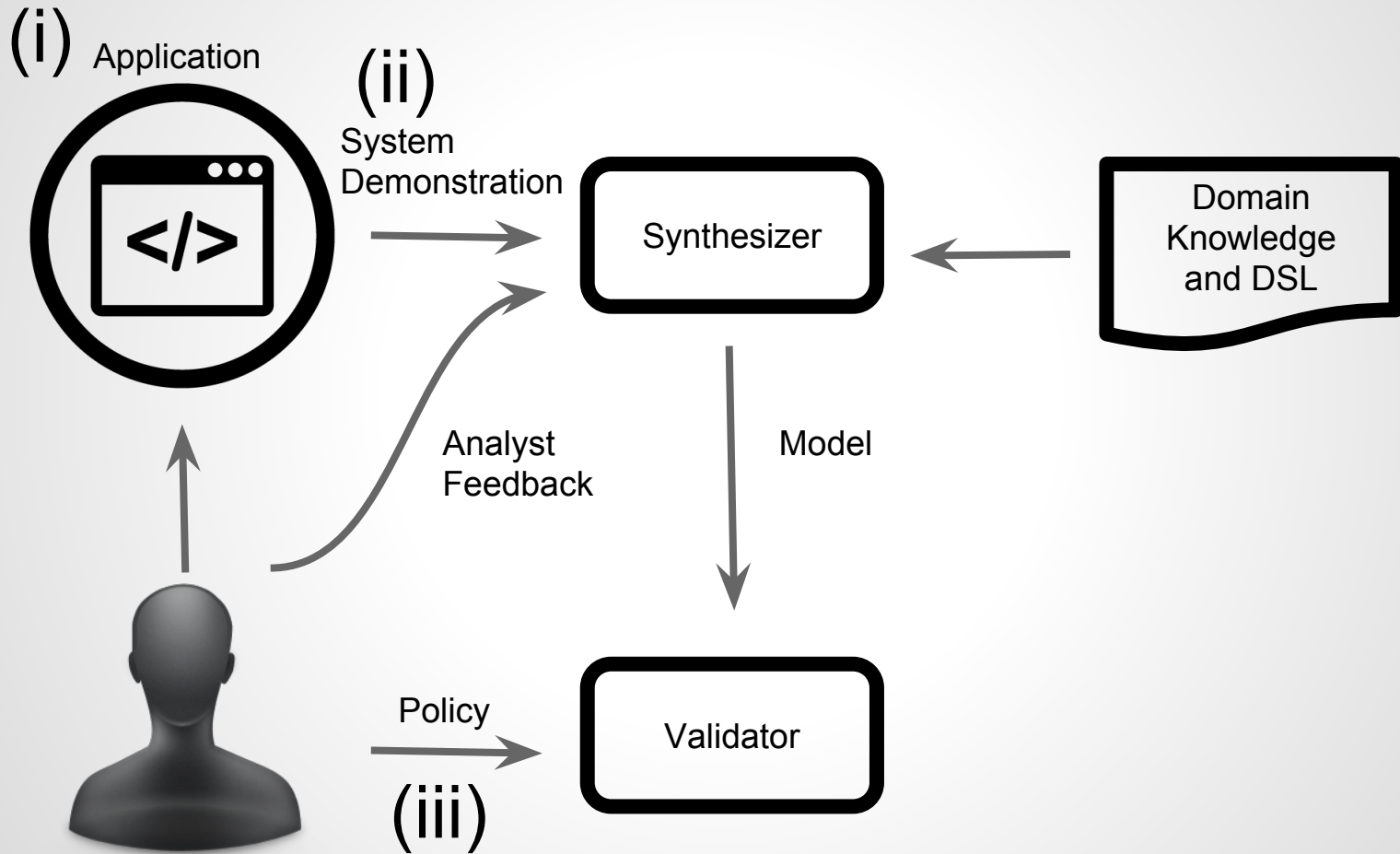


Validator

ASPIRE Workflow



ASPIRE Workflow



Running Example: Synthesis

```
~GET /login HTTP/1.1
```

```
Host: bodgeitstore.com
```

```
HTTP/1.1 200 OK
```

```
Content-Type: text/html
```

```
Set-Cookie: session=7ffa4512
```

```
<form method="post" action="/login">
```

```
<input type="hidden" name="csrftoken" value="3eff8527">
```

```
<input type="text" name="username">
```

```
<input type="password" name="password">
```

```
<input type="submit" name="submit" value="login">
```

```
</form>
```

```
~POST /login HTTP/1.1
```

```
Content-Type: application/x-www-form-urlencoded
```

```
Cookie: session=7ffa4512
```

```
Host: bodgeitstore.com
```

```
csrftoken=3eff8527&username=user1&password=secretpwd&submit=login
```

```
HTTP/1.1 200 OK
```

```
Content-Type: text/html
```

```
<b>Welcome!</b>
```

```
servers: bodgeit;
```

```
init:
```

```
  bodgeit knows t1,t2;
```

```
  client knows t3,t4;
```

```
messages:
```

```
  request(server=bodgeit, type=req-helo),
```

```
  response(server=bodgeit, type=resp-helo,
```

```
    fields=(jsid in setcookie, csrf in body)),
```

```
  request(server=bodgeit, type=req-login,
```

```
    fields=(rcsrf in urlparam, rjsid in cookie,
```

```
      username in urlparam, password in urlparam)),
```

```
  response(server=bodgeit, type=resp-login);
```

```
invariants:
```

```
  resp-helo.jsid isa t1;
```

```
  resp-helo.csrf isa t2;
```

```
  req-login.username isa t3;
```

```
  req-login.password isa t4;
```

```
forall m1:resp-helo, m2:req-helo {
```

```
  m1.jsid == m2.rjsid <=> m1.csrf == m2.rcsrf;
```

```
}
```

Running Example: Synthesis

```
~GET /login HTTP/1.1
Host: bodgeitstore.com
```

```
HTTP/1.1 200 OK
```

```
Content-Type: text/html
```

```
Set-Cookie: session=7ffa4512
```

```
<form method="post" action="/login">
<input type="hidden" name="csrftoken" value="3eff8527">
<input type="text" name="username">
<input type="password" name="password">
<input type="submit" name="submit" value="login">
</form>
```

```
~POST /login HTTP/1.1
```

```
Content-Type: application/x-www-form-urlencoded
```

```
Cookie: session=7ffa4512
```

```
Host: bodgeitstore.com
```

```
csrftoken=3eff8527&username=user1&password=secretpwd&submit=login
```

```
HTTP/1.1 200 OK
```

```
Content-Type: text/html
```

```
<b>Welcome!</b>
```

```
servers: bodgeit;
```

```
init:
```

```
  bodgeit knows t1,t2;
```

```
  client knows t3,t4;
```

```
messages:
```

```
  request(server=bodgeit, type=req-helo),
```

```
  response(server=bodgeit, type=resp-helo,
```

```
    fields=(jsid in setcookie, csrf in body)),
```

```
  request(server=bodgeit, type=req-login,
```

```
    fields=(rcsrf in urlparam, rjsid in cookie,
```

```
      username in urlparam, password in urlparam)),
```

```
  response(server=bodgeit, type=resp-login);
```

```
invariants:
```

```
  resp-helo.jsid isa t1;
```

```
  resp-helo.csrf isa t2;
```

```
  req-login.username isa t3;
```

```
  req-login.password isa t4;
```

```
  forall m1:resp-helo, m2:req-helo {
```

```
    m1.jsid == m2.rjsid <=> m1.csrf == m2.rcsrf;
```

```
  }
```

Running Example: Synthesis

```
~GET /login HTTP/1.1
Host: bodgeitstore.com

HTTP/1.1 200 OK
Content-Type: text/html
Set-Cookie: session=7ffa4512
<form method="post" action="/login">
<input type="hidden" name="csrftoken" value="3eff8527">
<input type="text" name="username">
<input type="password" name="password">
<input type="submit" name="submit" value="login">
</form>

~POST /login HTTP/1.1
Content-Type: application/x-www-form-urlencoded
Cookie: session=7ffa4512
Host: bodgeitstore.com
csrftoken=3eff8527&username=user1&password=secretpwd&submit=login

HTTP/1.1 200 OK
Content-Type: text/html
<b>Welcome!</b>
```

```
servers: bodgeit;
init:
  bodgeit knows t1,t2;
  client knows t3,t4;
messages:
  request(server=bodgeit, type=req-helo),
  response(server=bodgeit, type=resp-helo,
    fields=(jsid in setcookie, csrf in body)),
  request(server=bodgeit, type=req-login,
    fields=(rcsrf in urlparam, rjsid in cookie,
      username in urlparam, password in urlparam)),
  response(server=bodgeit, type=resp-login);
invariants:
  resp-helo.jsid isa t1;
  resp-helo.csrf isa t2;
  req-login.username isa t3;
  req-login.password isa t4;
forall m1:resp-helo, m2:req-helo {
  m1.jsid == m2.rjsid <=> m1.csrf == m2.rcsrf;
}
```

Running Example: Synthesis

```
~GET /login HTTP/1.1
Host: bodgeitstore.com

HTTP/1.1 200 OK
Content-Type: text/html
Set-Cookie: session=7ffa4512
<form method="post" action="/login">
<input type="hidden" name="csrftoken" value="3eff8527">
<input type="text" name="username">
<input type="password" name="password">
<input type="submit" name="submit" value="login">
</form>

~POST /login HTTP/1.1
Content-Type: application/x-www-form-urlencoded
Cookie: session=7ffa4512
Host: bodgeitstore.com
csrftoken=3eff8527&username=user1&password=secretpwd&submit=login

HTTP/1.1 200 OK
Content-Type: text/html
<b>Welcome!</b>
```

```
servers: bodgeit;
init:
  bodgeit knows t1,t2;
  client knows t3,t4;
messages:
  request(server=bodgeit, type=req-helo),
  response(server=bodgeit, type=resp-helo,
    fields=jsid in setcookie, csrf in body)),
  request(server=bodgeit, type=req-login,
    fields=rcsrf in urlparam, rjsid in cookie,
    username in urlparam, password in urlparam)),
  response(server=bodgeit, type=resp-login);
invariants:
  resp-helo.jsid isa t1;
  resp-helo.csrf isa t2;
  req-login.username isa t3;
  req-login.password isa t4;
forall m1:resp-helo, m2:req-helo {
  m1.jsid == m2.rjsid <=> m1.csrf == m2.rcsrf;
}
```

Running Example: Synthesis

```
~GET /login HTTP/1.1
Host: bodgeitstore.com

HTTP/1.1 200 OK
Content-Type: text/html
Set-Cookie: session=7ffa4512
<form method="post" action="/login">
<input type="hidden" name="csrftoken" value="3eff8527">
<input type="text" name="username">
<input type="password" name="password">
<input type="submit" name="submit" value="login">
</form>

~POST /login HTTP/1.1
Content-Type: application/x-www-form-urlencoded
Cookie: session=7ffa4512
Host: bodgeitstore.com
csrftoken=3eff8527&username=user1&password=secretpwd&submit=login

HTTP/1.1 200 OK
Content-Type: text/html
<b>Welcome!</b>
```

```
servers: bodgeit;
init:
  bodgeit knows t1,t2;
  client knows t3,t4;
messages:
  request(server=bodgeit, type=req-helo),
  response(server=bodgeit, type=resp-helo,
    fields=(jsid in setcookie, csrf in body)),
  request(server=bodgeit, type=req-login,
    fields=(rcsrf in urlparam, rjsid in cookie,
      username in urlparam, password in urlparam)),
  response(server=bodgeit, type=resp-login);
invariants:
  resp-helo.jsid isa t1;
  resp-helo.csrf isa t2;
  req-login.username isa t3;
  req-login.password isa t4;
forall m1:resp-helo, m2:req-helo {
  m1.jsid == m2.rjsid <=> m1.csrf == m2.rcsrf;
}
```

Running Example: Synthesis

```
~GET /login HTTP/1.1
Host: bodgeitstore.com

HTTP/1.1 200 OK
Content-Type: text/html
Set-Cookie: session=7ffa4512
<form method="post" action="/login">
<input type="hidden" name="csrftoken" value="3eff8527">
<input type="text" name="username">
<input type="password" name="password">
<input type="submit" name="submit" value="login">
</form>



~POST /login HTTP/1.1
Content-Type: application/x-www-form-urlencoded
Cookie: session=7ffa4512
Host: bodgeitstore.com
csrftoken=3eff8527&username=user1&password=secretpwd&submit=login

HTTP/1.1 200 OK
Content-Type: text/html
<b>Welcome!</b>
```

```
servers: bodgeit;
init:
  bodgeit knows t1,t2;
  client knows t3,t4;
messages:
  request(server=bodgeit, type=req-helo),
  response(server=bodgeit, type=resp-helo,
    fields=(jsid in setcookie, csrf in body)),
  request(server=bodgeit, type=req-login,
    fields=(rcsrf in urlparam, rjsid in cookie,
      username in urlparam, password in urlparam)),
  response(server=bodgeit, type=resp-login);
invariants:
  resp-helo.jsid isa t1;
  resp-helo.csrf isa t2;
  req-login.username isa t3;
  req-login.password isa t4;
forall m1:resp-helo, m2:req-helo {
  m1.jsid == m2.rjsid <=> m1.csrf == m2.rcsrf;
}
```

Running Example: Checking

CSRF:

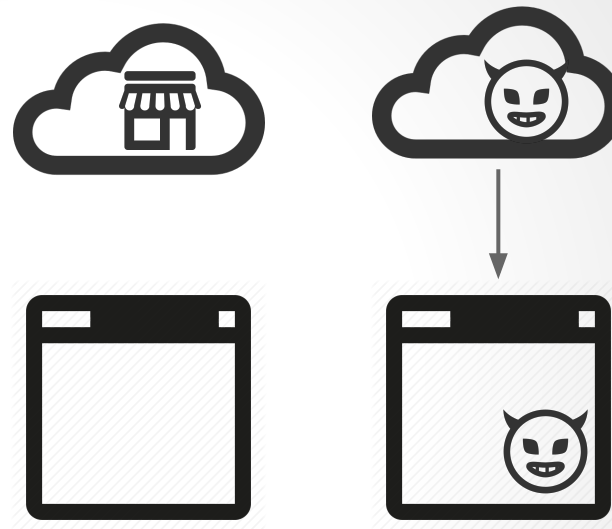


```
pred isCSRF[r: HTTPRequest] {  
  (some r.prev and r.prev in MaliciousRedirectionResponse)  
  (r.from = VictimClient)  
  (r.to in VictimServer)  
  some (r.payload - r.cookies)  
  attackerCanLearn(r.payload - r.cookies)  
}
```

Running Example: Checking

CSRF:

1. Malicious server serves malicious web page to victim client

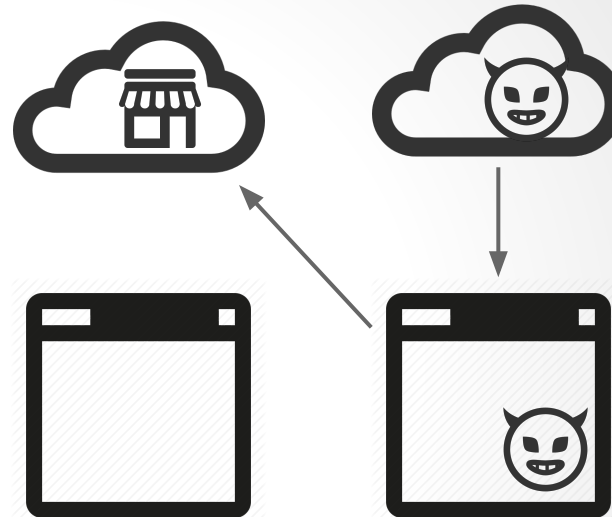


```
pred isCSRF[r: HTTPRequest] {  
  (some r.prev and r.prev in MaliciousRedirectionResponse)  
  (r.from = VictimClient)  
  (r.to in VictimServer))  
  some (r.payload - r.cookies)  
  attackerCanLearn(r.payload - r.cookies)  
}
```


Running Example: Checking

CSRF:

1. Malicious server serves malicious web page to victim client
2. Malicious web page sends request to victim server
 - uses existing cookies
 - attacker controls the other parameters

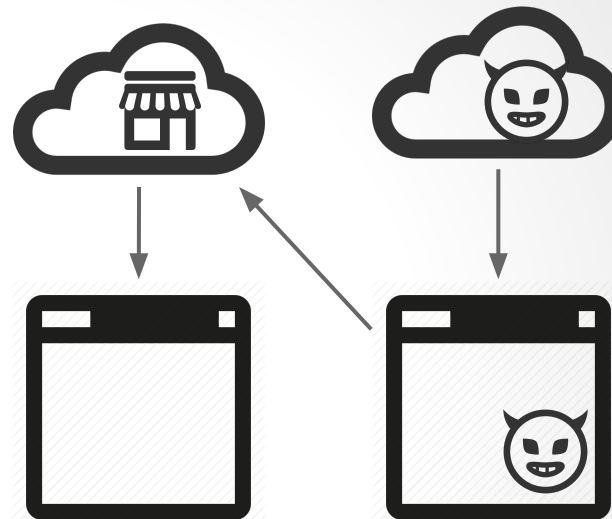


```
pred isCSRF[r: HTTPRequest] {  
  (some r.prev and r.prev in MaliciousRedirectionResponse)  
  (r.from = VictimClient)  
  (r.to in VictimServer))  
  some (r.payload - r.cookies)  
  attackerCanLearn(r.payload - r.cookies)  
}
```

Running Example: Checking

CSRF:

1. Malicious server serves malicious web page to victim client
2. Malicious web page sends request to victim server
3. Victim server performs action and responds to victim client

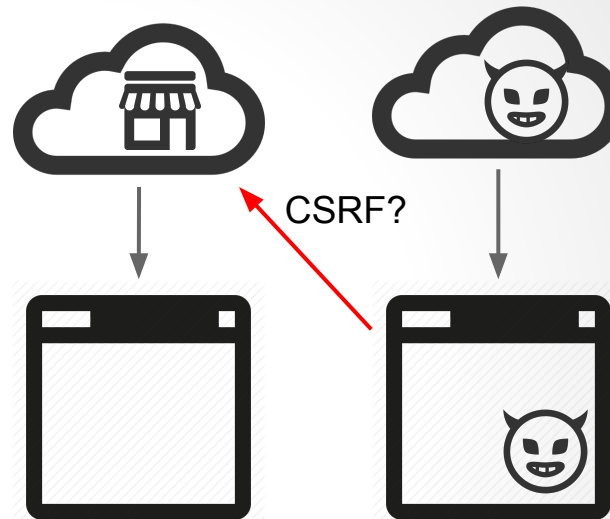


```
pred isCSRF[r: HTTPRequest] {  
  (some r.prev and r.prev in MaliciousRedirectionResponse)  
  (r.from = VictimClient)  
  (r.to in VictimServer)  
  some (r.payload - r.cookies)  
  attackerCanLearn(r.payload - r.cookies)  
}
```

Running Example: Checking

CSRF:

1. Malicious server serves malicious web page to victim client
2. Malicious web page sends request to victim server
3. Victim server performs action and responds to victim client



Rule encoding:

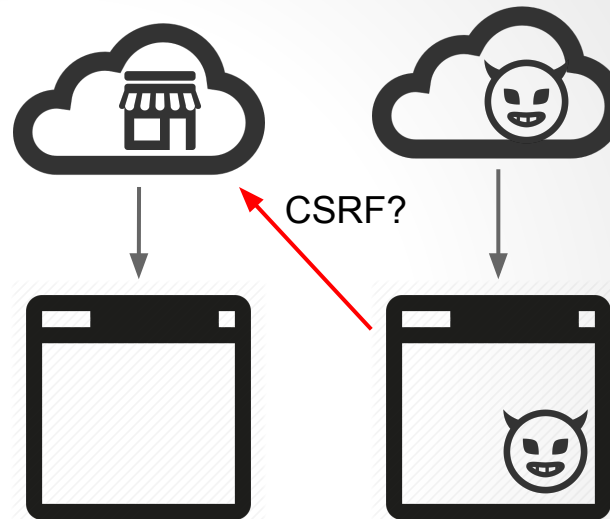
- Request caused by malicious page

```
pred isCSRF[r: HTTPRequest] {  
  (some r.prev and r.prev in MaliciousRedirectionResponse)  
  (r.from = VictimClient)  
  (r.to in VictimServer))  
  some (r.payload - r.cookies)  
  attackerCanLearn(r.payload - r.cookies)  
}
```

Running Example: Checking

CSRF:

1. Malicious server serves malicious web page to victim client
2. Malicious web page sends request to victim server
3. Victim server performs action and responds to victim client



Rule encoding:

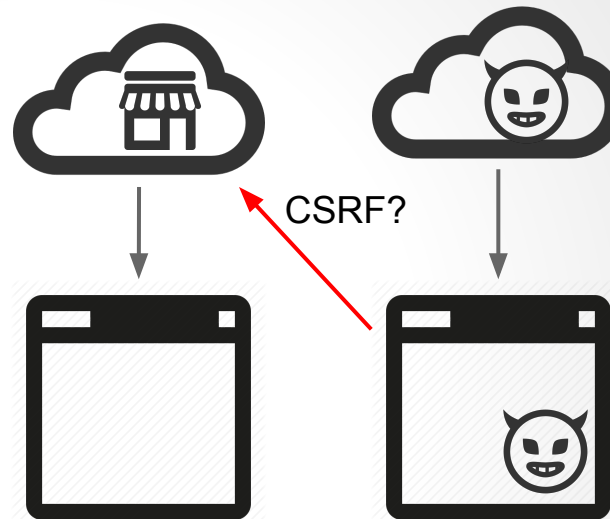
- Request caused by malicious page
- The victim client sent it to the victim server

```
pred isCSRF[r: HTTPRequest] {  
  (some r.prev and r.prev in MaliciousRedirectionResponse)  
  (r.from = VictimClient)  
  (r.to in VictimServer))  
  some (r.payload - r.cookies)  
  attackerCanLearn(r.payload - r.cookies)  
}
```

Running Example: Checking

CSRF:

1. Malicious server serves malicious web page to victim client
2. Malicious web page sends request to victim server
3. Victim server performs action and responds to victim client



Rule encoding:

- Request caused by malicious page
- The victim client sent it to the victim server

```
pred isCSRF[r: HTTPRequest] {  
  (some r.prev and r.prev in MaliciousRedirectionResponse)  
  (r.from = VictimClient)  
  (r.to in VictimServer)  
  some (r.payload - r.cookies)  
  attackerCanLearn(r.payload - r.cookies)  
}
```

Running Example: CSRF Token

UNSAT

```
pred isCSRF[r: HTTPRequest] {  
  (some r.prev and r.prev in MaliciousRedirectionResponse)  
  (r.from = VictimClient)  
  (r.to in VictimServer)  
  some (r.payload - r.cookies)  
  attackerCanLearn(r.payload - r.cookies)  
}
```

```
servers: bodgeit;  
init:  
  bodgeit knows t1,t2;  
  client knows t3,t4;  
messages:  
  request(server=bodgeit, type=req-helo),  
  response(server=bodgeit, type=resp-helo,  
    fields=(jsid in setcookie, csrf in body)),  
  request(server=bodgeit, type=req-login,  
    fields=r.csrf in urlparam, rjsid in cookie,  
    username in urlparam, password in urlparam)),  
  response(server=bodgeit, type=resp-login);  
invariants:  
  resp-helo.jsid isa t1;  
  resp-helo.csrf isa t2;  
  req-login.username isa t3;  
  req-login.password isa t4;  
  forall m1:resp-helo, m2:req-helo {  
    m1.jsid == m2.rjsid <=> m1.csrf == m2.rcsrf;  
  }
```

Case Study: the CAS Protocol



User




Services
(Relying party)

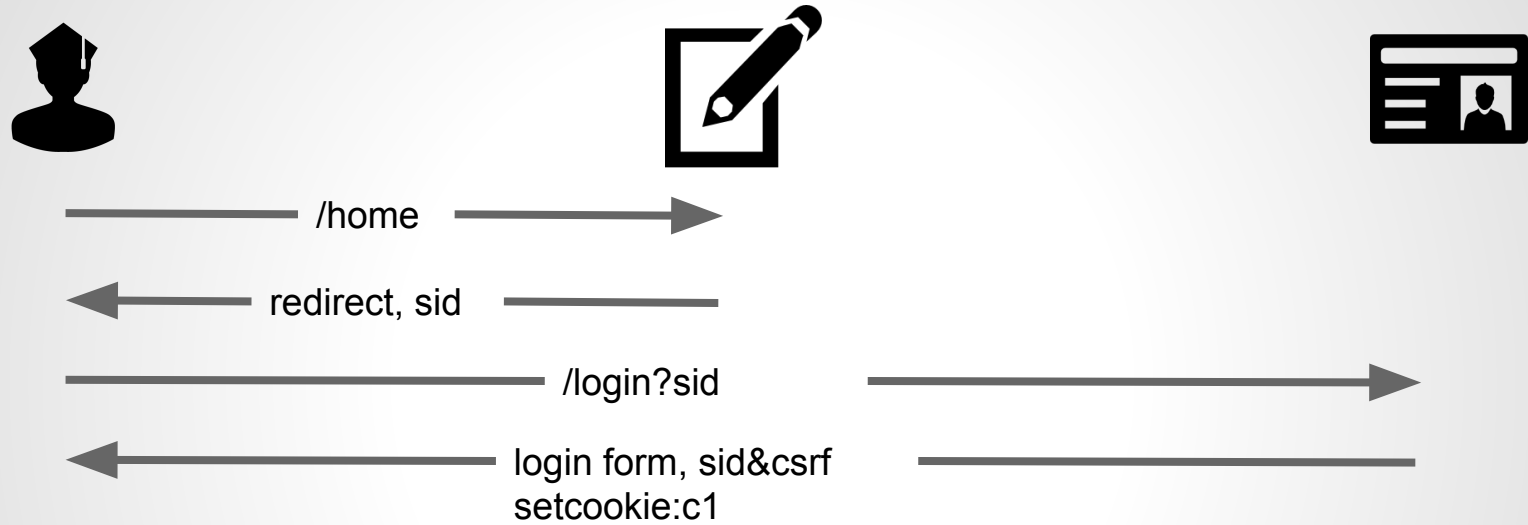


Identity
Provider

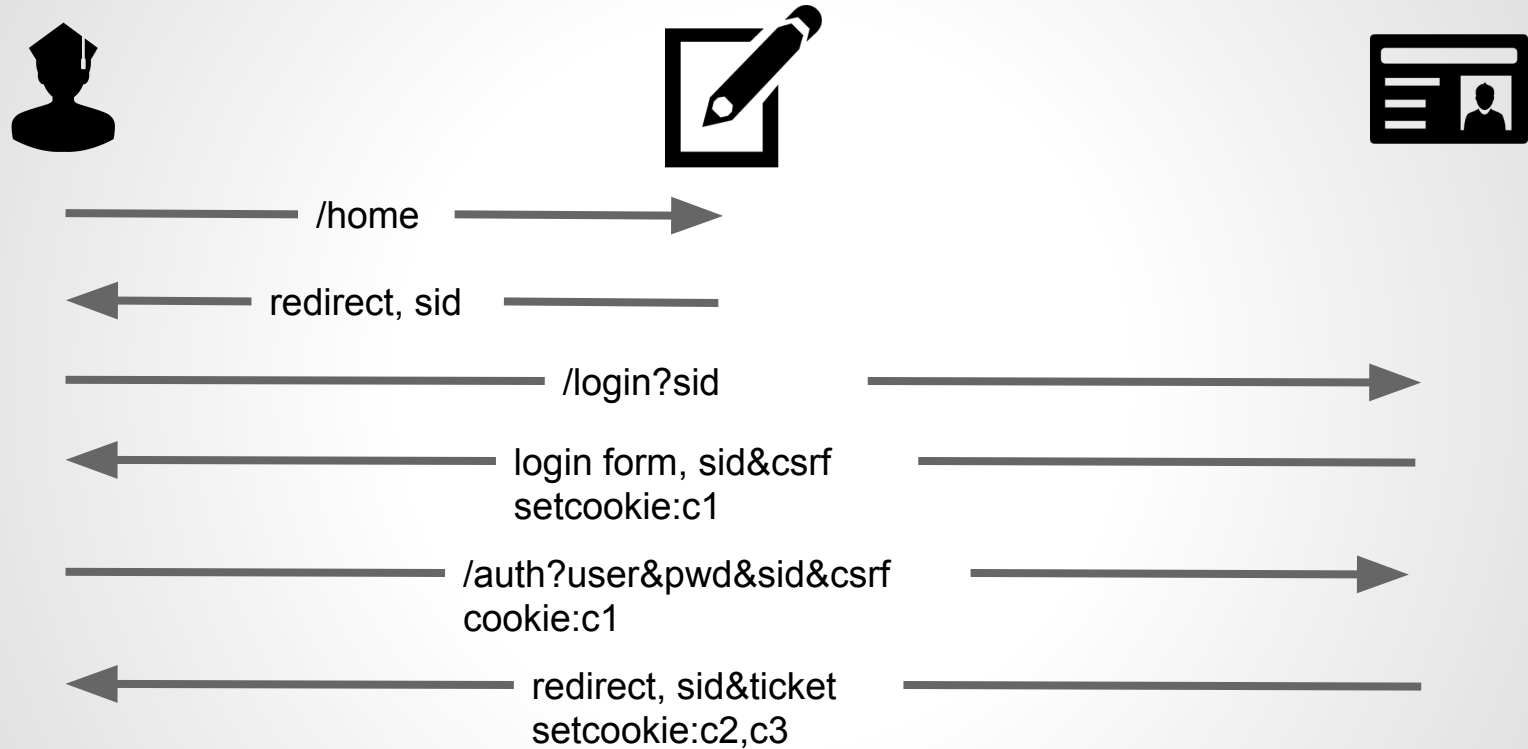
The Synthesized Model



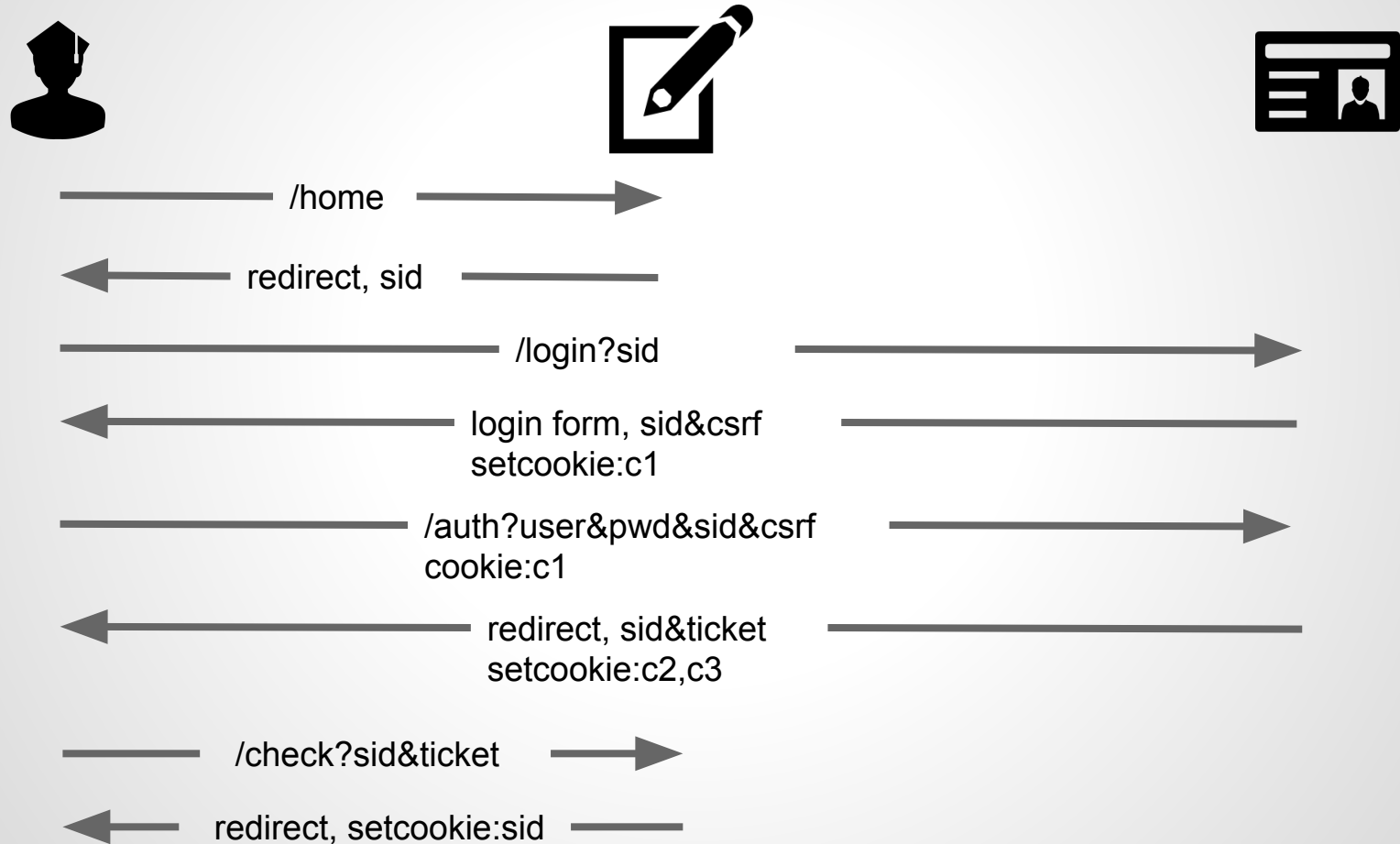
The Synthesized Model



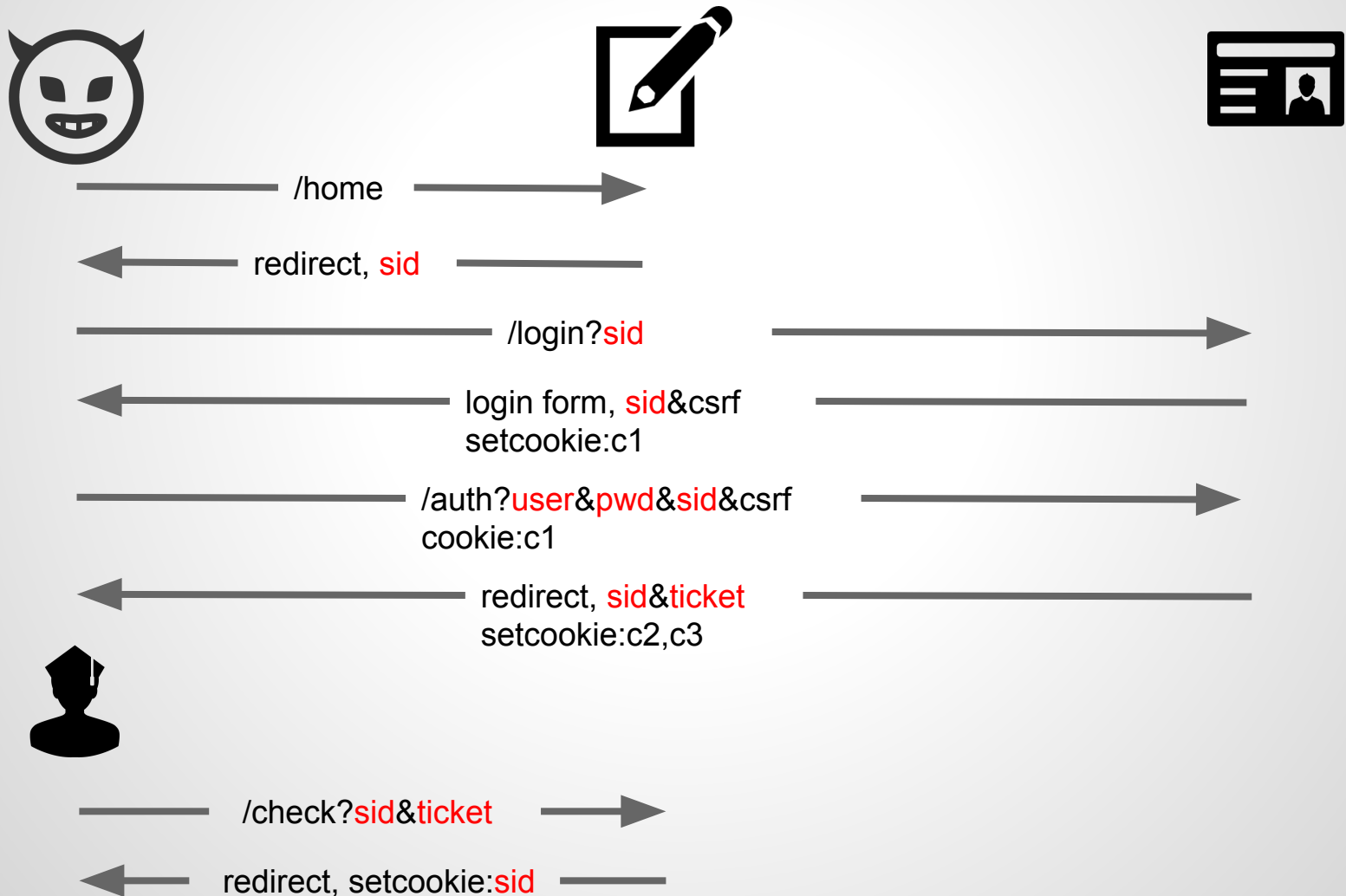
The Synthesized Model



The Synthesized Model



The Vulnerability



Preliminary Results

Name	#Servers	New Hints	#Msgs	Verif. Time (s)	Vuln.?
CAS	2	None Ignore msg. (-) None	12 12 12	7.17 41.71 >7200	Y (New) Y (Known) N
NeedMy Password.com	1	None Ignore msg. (-) Input value (+)	8 8 8	7.20 9.53 8.16	Y (New) N Y (Known)
Govtrak.us	2	None Ignore URLs (-) Ignore msg. (-)	48 24 24	>7200 699.91 2399.77	N Y (New) Y (New)

ASPIRE's Architecture

- Core: the encoding of the domain knowledge for a class of applications
- The analyst starts by using examples to demonstrate how the application works
- The synthesizer generates one or more candidate models that
 - conform to the DSL syntax
 - conform to the examples
- The specifications will be inspected and the results will feedback to the synthesizer

Conclusion

- Synthesize **models** of **applications** from **high-level building blocks**
 - Constructing the build blocks: manually from observation of common patterns
 - Constructing the model: automatically using synthesizers
- **Key elements**
 - The input: execution traces and feedback
 - The representation: domain specific languages
 - The algorithm: specification synthesis

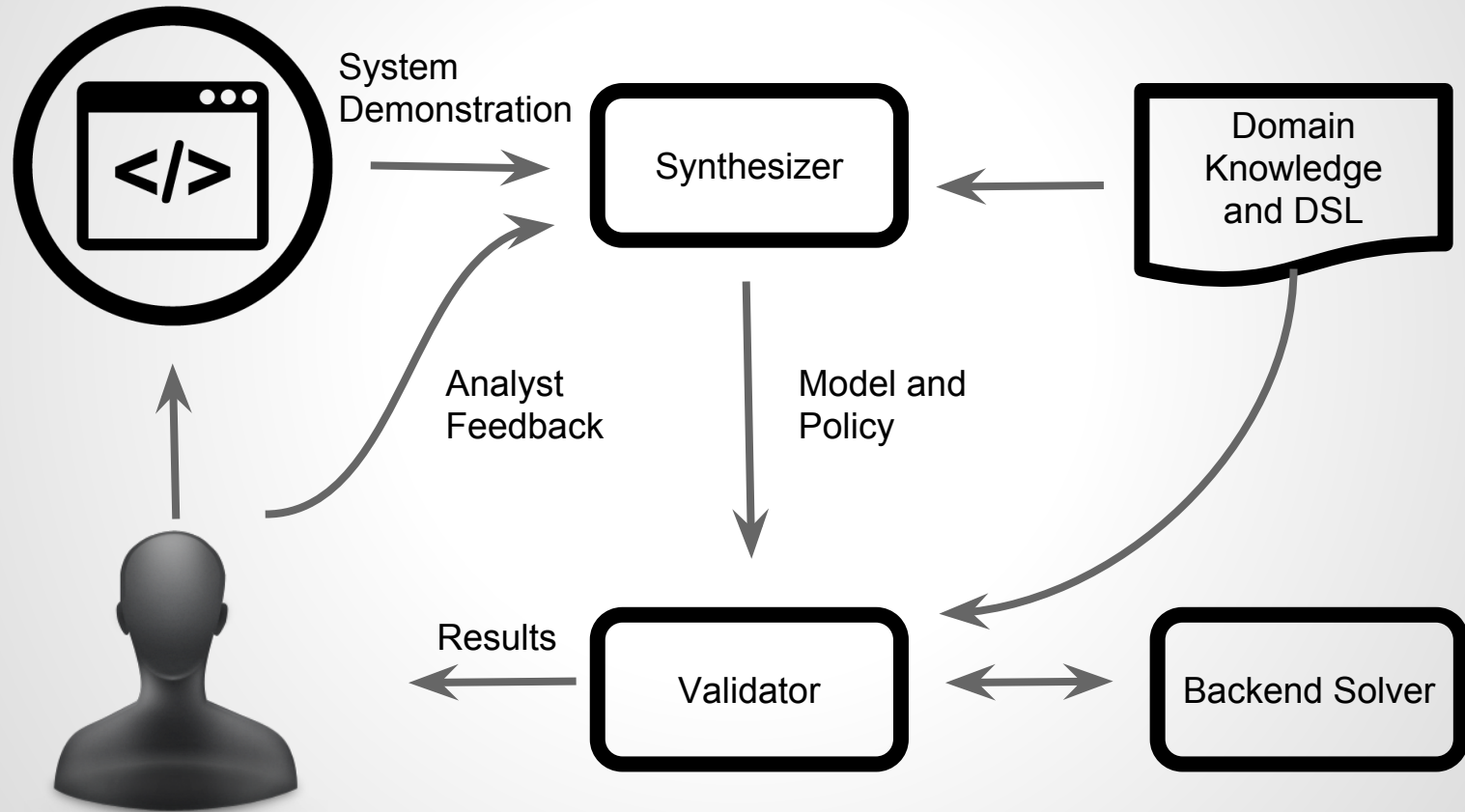
End of presentation.
Backup slides and graphical resources follow.

Security Policy + Model

$$\forall \text{ (devil icon) , } \text{security_policy}(\text{ (Vitruvian Man icon) , (devil icon) } = \text{True}$$

- Session integrity
- Information secrecy

ASPIRE Workflow



Use cases for the generated spec

- Run classic analysis and verification tools
- Translate spec to implementation
- Help better understand the existing systems

ASPIRE for the Web

- Given a multiparty web application and its execution traces
- Generate the specification of the web protocol used by the servers and the client
- Check for session integrity (CSRF) vulnerabilities on the specification
- Return attack traces or refine the specification to reduce false positives and false negatives

Components

- The DSL
- The synthesizer
- The validator

UA

regclass.edu

auth.edu

