

USENIX notes

USENIX MEMBER BENEFITS

Members of the USENIX Association receive the following benefits:

FREE SUBSCRIPTION to *login:*, the Association's magazine, published six times a year, featuring technical articles, system administration articles, tips and techniques, practical columns on such topics as security, Perl, networks, and operating systems, book reviews, and summaries of sessions at USENIX conferences.

ACCESS TO ;LOGIN: online from October 1997 to this month:
www.usenix.org/publications/login/.

DISCOUNTS on registration fees for all USENIX conferences.

DISCOUNTS on the purchase of proceedings and CD-ROMs from USENIX conferences.

SPECIAL DISCOUNTS on a variety of products, books, software, and periodicals: www.usenix.org/membership/specialdisc.html.

THE RIGHT TO VOTE on matters affecting the Association, its bylaws, and election of its directors and officers.

FOR MORE INFORMATION regarding membership or benefits, please see www.usenix.org/membership/ or contact office@usenix.org. Phone: 510-528-8649

USENIX BOARD OF DIRECTORS

Communicate directly with the USENIX Board of Directors by writing to board@usenix.org.

PRESIDENT

Clem Cole, *Intel*
clem@usenix.org

VICE PRESIDENT

Margo Seltzer, *Harvard University*
margo@usenix.org

SECRETARY

Alva Couch, *Tufts University*
alva@usenix.org

TREASURER

Brian Noble, *University of Michigan*
brian@usenix.org

DIRECTORS

Matt Blaze, *University of Pennsylvania*
matt@usenix.org

Gerald Carter, *Samba.org/
Likewise Software*
jerry@usenix.org

Rémy Evard, *Novartis*
remy@usenix.org

Niels Provos, *Google*
niels@usenix.org

EXECUTIVE DIRECTOR

Ellie Young,
ellie@usenix.org

USENIX LIFETIME ACHIEVEMENT AWARD

2008 FLAME AWARD WINNER:

ANDREW S. TANENBAUM

The 2008 USENIX Lifetime Achievement Award ("The Flame") went to Andrew S. Tanenbaum for his many contributions to systems design and to openness both in discussion and in source.

Andrew S. Tanenbaum has researched and written extensively on topics relevant to systems design and implementation. He has developed compilers, operating systems, and tools to help learn about, research, and teach important concepts. Multiple generations of engineers have read and learned from his books, which are to be found on the shelves of all serious computer science students and practitioners. We reference them often, since his lucid prose has clarified some of the most complicated ideas in systems. Andy has inspired healthy debate in our field, always focusing on what ideas are truly fundamental. He has long been a proponent of making everything open and available to all. Long before the terms "free" and "open source" were coined, he described computer science experiments as needing to be repeatable and transparent. He made his tools and technologies available in source, so we have been able to see what he and his team have done.

SOFTWARE TOOLS USER GROUP AWARD

2008 STUG AWARD WINNERS: BRYAN M. CANTRILL, MICHAEL W. SHAPIRO, AND ADAM H. LEVENTHAL

At the 2004 USENIX Annual Technical Conference, Bryan Cantrill, Michael Shapiro, and Adam Leventhal presented a paper on DTrace, which they described as "a new facility for dynamic instrumentation of production systems [which] fea-



Andrew Tanenbaum and USENIX President Clem Cole assembling the Flame Award



Bryan Cantrill (left) and Adam Leventhal (center) receiving the STUG Award from Clem Cole

tures the ability to dynamically instrument both user-level and kernel-level software in a unified and absolutely safe fashion.” The first component of the OpenSolaris project to have its source code released under the Common Development and Distribution License, DTrace was the Gold winner in the Wall Street Journal’s 2006 Technology Innovation Awards contest. It is a positive demonstration of DTrace’s design and implementation that this low-level performance tool originally written for OpenSolaris has already been ported to other operating systems, including many of the usual and popular ones.

USENIX is pleased to honor the DTrace Three for their powerful software tracing facility. It has greatly broadened our view into OS and application behavior both at the user level and inside the kernel, on live systems, with zero effect on the system except when it’s explicitly enabled.

The winners generously donated the cash award to support USENIX pre-college student programs.

USENIX ASSOCIATION FINANCIAL REPORT FOR 2007

Ellie Young, Executive Director

The following information is provided as the annual report of the USENIX Association’s finances. The accompanying statements have been reviewed by Michelle Suski, CPA, in accordance with Statements on Standards for Accounting and Review Services issued by the American Institute of Certified Public Accountants. The 2007 financial statements were also audited by McSweeney & Associates, CPAs. Accompanying the statements are several charts that illustrate where your USENIX and SAGE membership dues go. The Association’s complete financial statements for the fiscal year ended December 31, 2007, are available on request.

USENIX continues to be a healthy organization. For fiscal year 2007, USENIX incurred a slight deficit in operations of \$100K. The additional \$356K in gains in investment income, interest, and dividend income from the

Reserve Fund meant that we ended the fiscal year with a \$245K increase in net assets.

USENIX MEMBERSHIP DUES AND EXPENSES

USENIX averaged 5,400 members in 2007, which is similar to the previous year. Of these, 2,400 opted for SAGE membership as well, and 500 people are SAGE-only members. Chart 1 shows the total USENIX membership dues revenue (\$544K) for 2007, divided by membership type. Chart 2 presents how those dues were spent. Note that all costs for producing conferences, including staff, marketing, and sales and exhibits, are covered by revenue generated by the conferences. Chart 3 demonstrates how the money allocated to student programs, sponsorship of other conferences, and standards activities (\$230K) was spent in 2007. Chart 4 shows how the USENIX administrative expenses were allocated. Chart 5 shows where the \$165K to provide SAGE benefits and services was spent (note: SAGE member dues revenue was \$128K).

USENIX ASSOCIATION STATEMENTS OF FINANCIAL POSITION As of December 31, 2007 and 2006

ASSETS	2007	2006
Current Assets		
Cash & cash equivalents	\$ 1,165,165	\$ 1,245,162
Receivables	37,694	63,087
Prepaid expenses	41,993	47,203
Inventory	3,925	4,388
Total current assets	1,248,777	1,359,840
Investments at fair market value	6,365,486	6,047,657
Property and Equipment		
Office furniture and equipment	555,393	503,596
Less: accumulated depreciation	(479,593)	(452,814)
Net property and equipment	75,800	50,782
Other assets	302,020	248,521
	\$ 7,992,083	\$ 7,706,800
LIABILITIES AND NET ASSETS		
Current Liabilities		
Accounts payable	\$ 429,593	\$ 588,561
Accrued expenses	60,464	83,360
Sponsorships for Linux Kernel '08	35,000	-
Contributions held for OpenAFS	-	176
Deferred revenue	168,715	55,290
Total current liabilities	713,792	727,387
Long-term Liabilities	302,020	248,521
Total liabilities	1,015,812	975,908
Net Assets		
Unrestricted net assets	6,976,271	6,730,892
Net Assets	6,976,271	6,730,892
	\$ 7,992,083	\$ 7,706,800

USENIX ASSOCIATION STATEMENTS OF ACTIVITIES For the Years Ended December 31, 2007 and 2006

	2007	2006
REVENUES		
Conference & workshop revenue	\$ 3,206,716	\$ 3,407,994
Membership dues	543,762	552,978
Product sales	5,155	8,017
SAGE dues & other revenue	135,885	131,290
General sponsorship	4,000	-
Total revenues	3,895,518	4,100,279
OPERATING EXPENSES		
Conferences & workshops	2,723,827	2,645,671
Membership, login:	391,690	394,439
Projects & Good Works	230,397	284,472
SAGE	165,248	224,313
Management and general	446,683	433,327
Fund raising	47,998	112,143
Total operating expenses	4,005,843	4,094,365
Net	(110,325)	5,914
NON-OPERATING ACTIVITY		
Donations - non-cash	15,140	-
Interest & dividend income	251,051	245,024
Gains & losses on marketable securities	157,508	556,471
Investment fees	(64,906)	(62,185)
Other non-operating	(3,087)	(3,305)
Net	355,704	736,005
Increase in net assets	245,379	741,919
Net assets, beginning of year	6,730,892	5,988,973
Net assets, end of year	\$ 6,976,271	\$ 6,730,892

**USENIX ASSOCIATION
STATEMENTS OF FUNCTIONAL EXPENSES
For the Years Ended December 31, 2007 and 2006**

	Conferences and Workshops	Programs and Membership	Student Programs, Good Works and Projects	SAGE	Total Program	Management and General	Fund Raising	Total Support	2007 Total
Operating Expenses									
Conference & workshop-direct	\$ 1,815,318				\$ 1,815,318				\$ 1,815,318
Personnel and related benefits:									
Salaries	569,458	\$ 121,280	\$ 16,341	\$ 91,876	777,470	\$ 233,360	\$ 24,145	\$ 257,505	1,034,975
Payroll taxes	43,080	7,743	1,043	6,951	58,816	17,654	1,827	19,481	78,297
Employee benefits	105,352	-	-	16,997	122,349	43,173	4,467	47,640	191,475
Membership/products	-	3,324	-	-	3,324	-	-	-	3,324
Membership/login:	-	176,311	-	-	176,311	-	-	-	176,311
SAGE expenses	-	-	-	27,515	27,515	-	-	-	27,515
Student programs, Good Works, and projects	-	-	200,483	-	200,483	-	-	-	200,483
General and administrative	190,618	83,032	12,530	21,909	308,089	152,496	17,560	170,056	478,145
	<u>\$ 2,723,826</u>	<u>\$ 391,690</u>	<u>\$ 230,397</u>	<u>\$ 165,248</u>	<u>\$ 3,511,161</u>	<u>\$ 446,683</u>	<u>\$ 47,999</u>	<u>\$ 494,682</u>	<u>\$ 4,005,843</u>

	Conferences and Workshops	Programs and Membership	Student Programs, Good Works and Projects	SAGE	Total Program	Management and General	Fund Raising	Total Support	2006 Total
Operating Expenses									
Conference & workshop-direct	\$ 1,747,016				\$ 1,747,016				\$ 1,747,016
Personnel and related benefits:									
Salaries	557,566	\$ 112,292	\$ 12,825	\$ 62,924	745,607	\$ 176,676	\$ 56,728	\$ 233,404	979,011
Payroll taxes	42,624	8,585	980	4,810	56,999	13,506	4,337	17,843	74,842
Employee benefits	121,927	24,557	2,805	13,760	163,049	38,634	12,405	51,039	214,088
Membership/products	-	6,241	-	-	6,241	-	-	-	6,241
Membership/login:	-	164,301	-	-	164,301	-	-	-	164,301
SAGE expenses	-	-	-	117,813	117,813	-	-	-	117,813
Student programs, Good Works, and projects	-	-	262,250	-	262,250	-	-	-	262,250
General and administrative	176,538	78,463	5,612	25,006	285,619	204,511	38,673	243,184	528,803
	<u>\$ 2,645,671</u>	<u>\$ 394,439</u>	<u>\$ 284,472</u>	<u>\$ 224,313</u>	<u>\$ 3,548,895</u>	<u>\$ 433,327</u>	<u>\$ 112,143</u>	<u>\$ 545,470</u>	<u>\$ 4,094,365</u>

**USENIX ASSOCIATION
STATEMENTS OF CASH FLOW
For the Years Ended December 31, 2007 and 2006**

	2007	2006
CASH FLOWS FROM OPERATING ACTIVITIES		
Change in net assets	\$ 245,379	\$ 741,919
Adjustments to reconcile increase in net assets to net cash provided by/(used for) operating activities:		
Donation - non cash	(15,140)	-
Depreciation	26,779	31,550
Decrease/(Increase) in receivables	25,393	(16,006)
Decrease in inventory	463	1,525
Decrease/(Increase) in prepaid expense	5,210	(8,200)
(Decrease)/Increase in accounts payable	(158,968)	81,107
Decrease in accrued expenses	31,948	215
Increase in accrued income taxes	-	(11,200)
Increase in deferred revenue	113,425	15,290
Total adjustments	29,110	94,281
Net cash provided by operating activities	274,489	836,200
CASH FLOWS PROVIDED BY/(USED FOR) INVESTING ACTIVITIES:		
Purchase of investments	4,808,743	(3,743,603)
Sale of investments	(4,808,743)	3,743,603
Net investment income designated for long-term purposes	(160,310)	(142,510)
Realized & unrealized gains on investments	(157,519)	(561,482)
Purchase of property & equipment	(36,657)	(25,872)
Net cash used for investing activities	(354,486)	(729,864)
Net change in cash & equivalents	(79,997)	106,336
Cash & equivalents, beginning of year	1,245,162	1,138,826
Cash & equivalents, end of year	\$ 1,165,165	\$ 1,245,162
Cash payments for:		
Interest	-	-
Taxes	-	\$3,532

Chart 1: USENIX Member Revenue Sources 2007

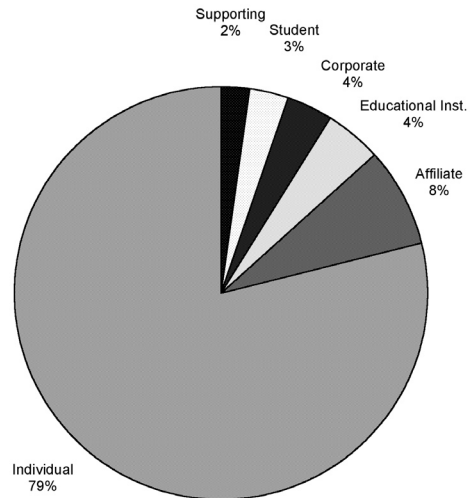


Chart 2: Where Your 2007 Membership Dues Went

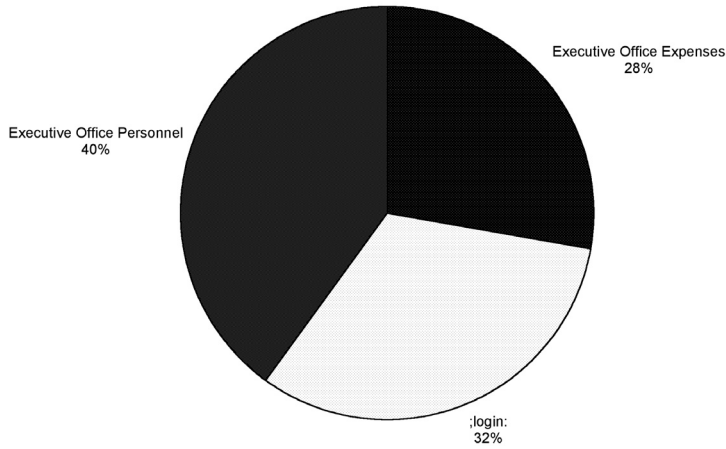


Chart 3: Good Works 2007

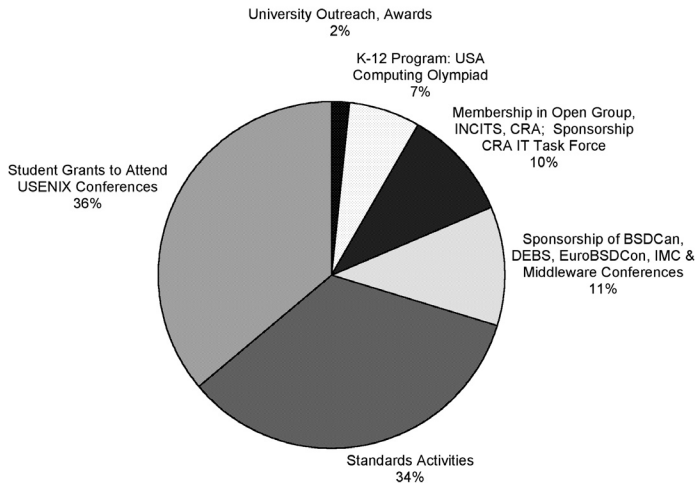


Chart 4: USENIX Administrative Expense 2007

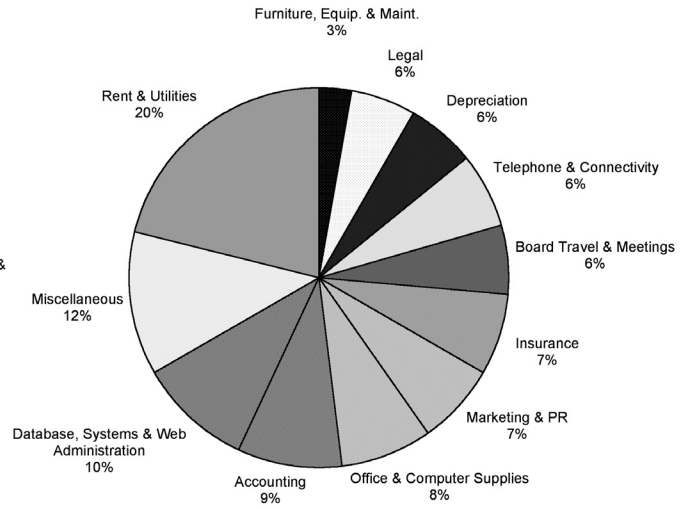


Chart 5: SAGE Expenses 2007

